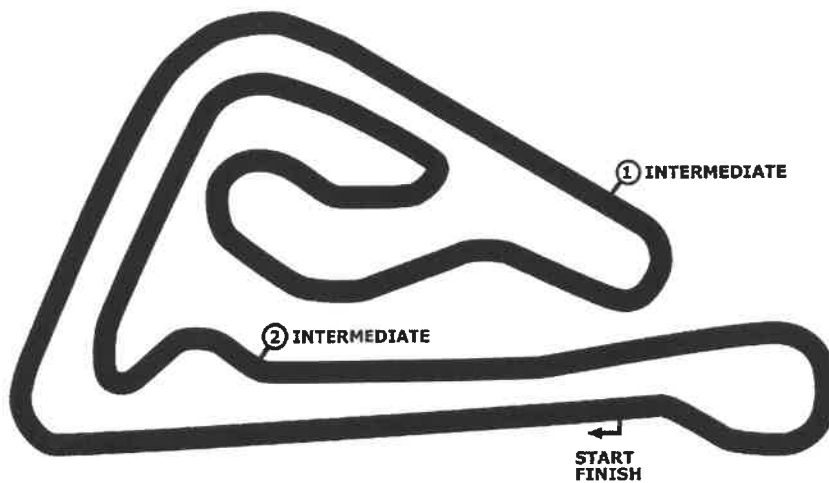




## OMV MAXXMOTION FIA ETRC TRUCK RACE OF SLOVAKIA

qualifying



**Slovakia Ring 5922 m**

**10 & 11 June 2023**





## Result qualifying, 09.06.2023

Rk	Gr	Entrant	License	Car	laps	Besttime			
No.	CI	Driver	License	Team	%	GAP	DIV	km/h	
1	586	1.4 SÓWKA, Aleks ()		Suzuki Swift Cup 1.4 Turbo Darek Nowicki Racing	3	2:31.594		140.634	100.00
2	146	1.4 OHRFANDL, Fabian ()		Suzuki Swift Cup 1.4 Turbo Suzuki Team Austria	5	2:32.136	00.542	140.133	100.36
3	507	1.4 CSERMELY, Móric ()		Suzuki Swift Cup 1.4 Turbo GFS Racing Team	3	2:32.208	00.072	140.066	100.41
4	505	1.4 HARTMANN, Balázs ()		Suzuki Swift Cup 1.4 Turbo Q9 Ferenoval	6	2:32.218	00.010	140.057	100.41
5	550	1.4 CSIK, János ()		Suzuki Swift Cup 1.4 Turbo Car Competition Racing Team	6	2:32.586	00.368	139.719	100.65
6	164	1.4 ZELLHOFER, Martin ()		Suzuki Swift Cup 1.4 Turbo Suzuki Team Austria	6	2:33.099	00.513	139.251	100.99
7	110	1.4 ZELLHOFER, Christoph ()		Suzuki Swift Cup 1.4 Turbo Suzuki Team Austria	7	2:33.239	00.140	139.124	101.09
8	503	1.4 RÁCZ, Gergo ()		Suzuki Swift Cup 1.4 Turbo Motam SE	7	2:33.242	00.003	139.121	101.09
9	566	1.4 DYBIONKA, Fabian ()		Suzuki Swift Cup 1.4 Turbo Darek Nowicki Racing	9	2:33.450	00.208	138.933	101.22
10	517	1.4 KNAPEN, Toon ()		Suzuki Swift Cup 1.4 Turbo GFS Racing Team	8	2:33.540	00.090	138.851	101.28
11	106	1.4 PUCHINGER, Lucas ()		Suzuki Swift Cup 1.4 Turbo Suzuki Team Austria	9	2:33.642	00.102	138.759	101.35
12	523	1.4 CSUZI, Márton ()		Suzuki Swift Cup 1.4 Turbo GFS Racing Team	8	2:35.824	02.182	136.816	102.79
13	104	1.4 DOLISCHKA, Jordan ()		Suzuki Swift Cup 1.4 Turbo Suzuki Team Austria	7	2:36.666	00.842	136.081	103.35
14	142	1.4 NIEDERTSCHEIDER, Lucas ()		Suzuki Swift Cup 1.4 Turbo Suzuki Team Austria	4	2:40.172	03.506	133.102	105.66
15	500	1.6 BURKUS, Egon ()		Suzuki Swift Cup 1.6 GFS Racing Team	10	2:43.417	03.245	130.459	107.80
16	521	1.6 KELLER, Vince ()		Suzuki Swift Cup 1.6 Car Competition Racing Team	10	2:43.417	00.000	130.459	107.80
17	504	1.6 GYÖRGY, Balázs ()		Suzuki Swift Cup 1.6 George Racing Team	9	2:44.507	01.090	129.594	108.52
18	544	1.6 GYÖRGY, Gábor ()		Suzuki Swift Cup 1.6 George Racing Team	10	2:44.865	00.358	129.313	108.75
19	571	1.6 SZUBCZYNSKI, Maciej ()		Suzuki Swift Cup 1.6 Darek Nowicki Racing	10	2:44.889	00.024	129.294	108.77
20	528	1.6 MARSZALKOWSKI, Oskar ()		Suzuki Swift Cup 1.6 Darek Nowicki Racing	9	2:45.688	00.799	128.671	109.30
21	508	1.6 EGYÜD, Gábor ()		Suzuki Swift Cup 1.6 GFS Racing Team	10	2:47.526	01.838	127.259	110.51

14:27

Issued:

Clerk of the Course:

Timekeeper:

subject to final scrutineering



## Result qualifying, 09.06.2023

Rk	No.	Gr	Entrant	License	Car	laps	Besttime			
		CI	Driver	License	Team	%	GAP	DIV	km/h	
<b>1.4</b>										
1	586	1.4	SÓWKA, Aleks ()		Suzuki Swift Cup 1.4 Turbo Darek Nowicki Racing	3	2:31.594		140.634	
2	146	1.4	OHRFANDL, Fabian ()		Suzuki Swift Cup 1.4 Turbo Suzuki Team Austria	5	2:32.136 00.542	+00.542	140.133	
3	507	1.4	CSERMELY, Móric ()		Suzuki Swift Cup 1.4 Turbo GFS Racing Team	3	2:32.208 00.614	+00.072	140.066	
4	505	1.4	HARTMANN, Balázs ()		Suzuki Swift Cup 1.4 Turbo Q9 Ferenoval	6	2:32.218 00.624	+00.010	140.057	
5	550	1.4	CSIK, János ()		Suzuki Swift Cup 1.4 Turbo Car Competition Racing Team	6	2:32.586 00.992	+00.368	139.719	
6	164	1.4	ZELLHOFER, Martin ()		Suzuki Swift Cup 1.4 Turbo Suzuki Team Austria	6	2:33.099 01.505	+00.513	139.251	
7	110	1.4	ZELLHOFER, Christoph ()		Suzuki Swift Cup 1.4 Turbo Suzuki Team Austria	7	2:33.239 01.645	+00.140	139.124	
8	503	1.4	RÁCZ, Gergo ()		Suzuki Swift Cup 1.4 Turbo Motam SE	7	2:33.242 01.648	+00.003	139.121	
9	566	1.4	DYBIONKA, Fabian ()		Suzuki Swift Cup 1.4 Turbo Darek Nowicki Racing	9	2:33.450 01.856	+00.208	138.933	
10	517	1.4	KNAPEN, Toon ()		Suzuki Swift Cup 1.4 Turbo GFS Racing Team	8	2:33.540 01.946	+00.090	138.851	
11	106	1.4	PUCHINGER, Lucas ()		Suzuki Swift Cup 1.4 Turbo Suzuki Team Austria	9	2:33.642 02.048	+00.102	138.759	
12	523	1.4	CSUZI, Márton ()		Suzuki Swift Cup 1.4 Turbo GFS Racing Team	8	2:35.824 04.230	+02.182	136.816	
13	104	1.4	DOLISCHKA, Jordan ()		Suzuki Swift Cup 1.4 Turbo Suzuki Team Austria	7	2:36.666 05.072	+00.842	136.081	
14	142	1.4	NIEDERTSCHEIDER, Lucas ()		Suzuki Swift Cup 1.4 Turbo Suzuki Team Austria	4	2:40.172 08.578	+03.506	133.102	

OMV MAXXIMOTION FIA ETRC TRUCK RACE OF SLOVAKIA

Slovakia Ring, length 5922 m

10 & 11 June 2023

Swift Cup Europe



Result qualifying, 09.06.2023

Rk	No.	Gr	Entrant	License	Car	laps	Besttime			
		CI	Driver	License	Team	%	GAP	DIV	km/h	
<b>1.6</b>										
1	500	1.6	BURKUS, Egon ()		Suzuki Swift Cup 1.6 GFS Racing Team	10	2:43.417		130.459	
2	521	1.6	KELLER, Vince ()		Suzuki Swift Cup 1.6 Car Competition Racing Team	10	2:43.417 00.000	+00.000	130.459	
3	504	1.6	GYÖRGY, Balázs ()		Suzuki Swift Cup 1.6 George Racing Team	9	2:44.507 01.090	+01.090	129.594	
4	544	1.6	GYÖRGY, Gábor ()		Suzuki Swift Cup 1.6 George Racing Team	10	2:44.865 01.448	+00.358	129.313	
5	571	1.6	SZUBCZYNSKI, Maciej ()		Suzuki Swift Cup 1.6 Darek Nowicki Racing	10	2:44.889 01.472	+00.024	129.294	
6	528	1.6	MARSZALKOWSKI, Oskar ()		Suzuki Swift Cup 1.6 Darek Nowicki Racing	9	2:45.688 02.271	+00.799	128.671	
7	508	1.6	EGYŰD, Gábor ()		Suzuki Swift Cup 1.6 GFS Racing Team	10	2:47.526 04.109	+01.838	127.259	

14:27

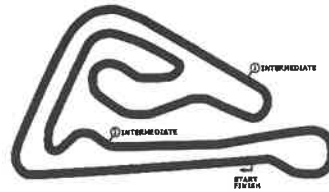
Issued:	Clerk of the Course:	Timekeeper:
---------	----------------------	-------------

subject to final scrutineering



Lap by Lap qualifying, 09.06.2023

<b>104 Jordan Dolischka , Suzuki Swift Cup 1.4 Turbo 1.4 /</b>															
1	3:33.397	2	2:39.458	3	2:37.514	pit	2:48.193	5	6:51.644	6	<b>2:36.666</b>	pit	2:52.294		
<b>106 Lucas Puchinger , Suzuki Swift Cup 1.4 Turbo 1.4 /</b>															
1	2:48.215	2	<b>2:33.642</b>	3	2:34.310	pit	2:41.954	5	5:24.763	6	2:35.408	7	2:34.984	8	2:34.741
pit	3:17.170														
<b>110 Christoph Zellhofer , Suzuki Swift Cup 1.4 Turbo 1.4 /</b>															
1	3:22.356	2	<b>2:33.239</b>	3	2:33.725	pit	3:04.537	5	6:54.695	6	2:34.005	pit	2:49.381		
<b>142 Lucas Niedertscheider , Suzuki Swift Cup 1.4 Turbo 1.4 /</b>															
1	2:46.459	2	2:41.077	3	<b>2:40.172</b>	pit	2:54.741								
<b>146 Fabian Ohrfandl , Suzuki Swift Cup 1.4 Turbo 1.4 /</b>															
1	2:45.641	2	<b>2:32.136</b>	pit	2:35.472	4	14:44.655	pit	2:44.160						
<b>164 Martin Zellhofer , Suzuki Swift Cup 1.4 Turbo 1.4 /</b>															
1	2:46.789	2	<b>2:33.099</b>	pit	2:42.584	4	6:14.182	5	2:33.779	pit	3:17.241				
<b>500 Egon Burkus , Suzuki Swift Cup 1.6 1.6 /</b>															
1	3:39.806	2	<b>2:43.417</b>	3	2:44.636	4	2:43.537	5	2:44.218	6	2:44.931	7	2:45.002	8	2:52.376
9	2:46.804	pit	3:16.191												
<b>503 Gergo Rácz , Suzuki Swift Cup 1.4 Turbo 1.4 /</b>															
1	3:35.405	2	<b>2:33.242</b>	pit	2:36.322	4	5:35.875	5	2:33.572	6	2:47.409	pit	2:56.966		
<b>504 Balázs György , Suzuki Swift Cup 1.6 1.6 /</b>															
1	3:40.273	2	<b>2:44.507</b>	3	2:46.060	4	2:45.612	pit	2:50.585	6	5:25.676	7	2:45.792	8	2:44.908
pit	3:14.953														
<b>505 Balázs Hartmann , Suzuki Swift Cup 1.4 Turbo 1.4 /</b>															
1	4:49.809	2	<b>2:32.218</b>	pit	3:10.228	4	9:26.861	5	2:32.591	pit	3:19.949				
<b>507 Móric Csermely , Suzuki Swift Cup 1.4 Turbo 1.4 /</b>															
1	2:53.737	2	<b>2:32.208</b>	pit	3:01.440										
<b>508 Gábor Együd , Suzuki Swift Cup 1.6 1.6 /</b>															
1	3:06.927	2	2:48.559	3	<b>2:47.526</b>	4	2:48.472	pit	2:49.452	6	4:45.104	7	2:48.818	8	2:49.151
9	2:48.450	pit	2:57.773												
<b>517 Toon Knapen , Suzuki Swift Cup 1.4 Turbo 1.4 /</b>															
1	2:56.612	2	<b>2:33.540</b>	3	2:48.724	4	2:34.047	pit	2:40.790	6	5:25.128	7	2:34.729	pit	2:41.284
<b>521 Vince Keller , Suzuki Swift Cup 1.6 1.6 /</b>															
1	4:04.273	2	2:43.669	3	2:43.670	4	2:45.237	5	2:44.057	6	2:43.452	7	2:43.699	8	2:51.703
9	<b>2:43.417</b>	pit	3:11.621												
<b>523 Márton Csuzi , Suzuki Swift Cup 1.4 Turbo 1.4 /</b>															
pit	3:14.396	2	4:56.597	3	2:37.003	4	2:36.010	5	2:37.185	6	2:40.422	7	<b>2:35.824</b>	pit	2:38.334



Lap by Lap qualifying, 09.06.2023

<b>528 Oskar Marszałkowski , Suzuki Swift Cup 1.6 1.6 /</b>															
1	3:41.088	2	<b>2:45.688</b>	3	2:46.342	4	2:48.333	pit	2:58.320	6	5:15.226	7	2:46.967	8	2:49.789
pit	3:13.906														
<b>544 Gábor György , Suzuki Swift Cup 1.6 1.6 /</b>															
1	3:43.828	2	2:46.472	3	2:45.883	4	2:45.510	5	2:45.515	6	2:47.076	7	2:45.042	8	<b>2:44.865</b>
9	2:51.580	pit	3:17.343												
<b>550 János Csik , Suzuki Swift Cup 1.4 Turbo 1.4 /</b>															
1	4:58.605	2	<b>2:32.586</b>	pit	3:04.049	4	6:21.571	5	2:33.439	pit	3:12.827				
<b>566 Fabian Dybionka , Suzuki Swift Cup 1.4 Turbo 1.4 /</b>															
1	3:57.100	2	<b>2:33.450</b>	3	2:34.672	pit	2:39.312	5	4:30.740	6	2:39.314	7	2:40.261	8	2:34.919
pit	2:50.238														
<b>571 Maciej Szubczynski , Suzuki Swift Cup 1.6 1.6 /</b>															
1	4:06.155	2	2:49.338	3	2:47.068	4	2:46.973	5	2:47.239	6	2:45.722	7	2:45.760	8	2:44.890
9	<b>2:44.889</b>	pit	3:12.443												
<b>586 Aleks Sówka , Suzuki Swift Cup 1.4 Turbo 1.4 /</b>															
1	3:56.532	2	<b>2:31.594</b>	3	3:11.125										



Lap Analysis qualifying, 09.06.2023

104 Jordan Dolischka () (Suzuki Swift Cup 1.4 Turbo)

Theoretische Bestzeit: 2:36.666

Lap	D	Time	S1	S2	S3	Lap	D	Time	S1	S2	S3
1	1	3:33.397	1:31.618	1:27.570	34.209	5	1	6:51.644	5:02.161	1:16.636	32.847
2	1	2:39.458	49.987	1:16.745	32.726	6	1	<b>2:36.666</b>	<b>48.963</b>	<b>1:15.061</b>	<b>32.638</b>
3	1	2:37.514	49.110	1:15.623	32.781	7	1	2:52.294	51.670	1:20.449	
4	1	2:48.193	50.090	1:18.892							

106 Lucas Puchinger () (Suzuki Swift Cup 1.4 Turbo)

Theoretische Bestzeit: 2:33.350

Lap	D	Time	S1	S2	S3	Lap	D	Time	S1	S2	S3
1	1	2:48.215	1:01.760	1:14.342	<b>32.113</b>	6	1	2:35.408	48.340	1:14.693	32.375
2	1	<b>2:33.642</b>	<b>48.125</b>	<b>1:13.111</b>	32.405	7	1	2:34.984	48.767	1:13.840	32.377
3	1	2:34.310	48.183	1:13.768	32.359	8	1	2:34.741	48.389	1:14.002	32.350
4	1	2:41.954	50.046	1:15.107		9	1	3:17.170	1:00.929	1:34.163	
5	1	5:24.763	2:46.443	1:47.165	51.155						

110 Christoph Zellhofer () (Suzuki Swift Cup 1.4 Turbo)

Theoretische Bestzeit: 2:33.198

Lap	D	Time	S1	S2	S3	Lap	D	Time	S1	S2	S3
1	1	3:22.356	1:25.403	1:24.379	32.574	5	1	6:54.695	5:05.982	1:15.941	32.772
2	1	<b>2:33.239</b>	48.178	<b>1:13.021</b>	<b>32.034</b>	6	1	2:34.005	<b>48.137</b>	1:13.512	32.356
3	1	2:33.725	48.436	1:13.200	32.089	7	1	2:49.381	52.494	1:18.404	
4	1	3:04.537	59.600	1:24.716							

142 Lucas Niedertscheider () (Suzuki Swift Cup 1.4 Turbo)

Theoretische Bestzeit: 2:35.184

Lap	D	Time	S1	S2	S3	Lap	D	Time	S1	S2	S3
1	1	2:46.459	59.134	<b>1:15.511</b>	<b>31.809</b>	3	1	<b>2:40.172</b>	<b>47.859</b>	1:16.138	36.175
2	1	2:41.077	48.393	1:16.009	36.675	4	1	2:54.741	49.992	1:25.475	

146 Fabian Ohrfandl () (Suzuki Swift Cup 1.4 Turbo)

Theoretische Bestzeit: 2:32.038

Lap	D	Time	S1	S2	S3	Lap	D	Time	S1	S2	S3
1	1	2:45.641	58.561	1:15.262	31.818	4	1	14:44.655	12:25	1:30.704	48.268
2	1	<b>2:32.136</b>	48.138	<b>1:12.261</b>	<b>31.730</b>	5	1	2:44.160	48.253	1:16.531	
3	1	2:35.472	<b>48.040</b>	1:12.674							

164 Martin Zellhofer () (Suzuki Swift Cup 1.4 Turbo)

Theoretische Bestzeit: 2:32.781

Lap	D	Time	S1	S2	S3	Lap	D	Time	S1	S2	S3
1	1	2:46.789	59.874	1:15.248	<b>31.667</b>	4	1	6:14.182	4:19.026	1:18.409	36.747
2	1	<b>2:33.099</b>	48.375	<b>1:12.891</b>	31.825	5	1	2:33.779	48.353	1:13.289	32.137
3	1	2:42.584	<b>48.215</b>	1:13.183		6	1	3:17.241	1:04.078	1:28.130	

500 Egon Burkus () (Suzuki Swift Cup 1.6)

Theoretische Bestzeit: 2:43.148

Lap	D	Time	S1	S2	S3	Lap	D	Time	S1	S2	S3
1	1	3:39.806	1:28.793	1:33.264	37.749	6	1	2:44.931	52.018	1:17.870	35.043
2	1	<b>2:43.417</b>	51.875	<b>1:17.371</b>	<b>34.164</b>	7	1	2:45.002	51.939	1:17.802	35.261
3	1	2:44.636	51.901	1:18.446	34.289	8	1	2:52.376	<b>51.606</b>	1:25.400	35.370
4	1	2:43.537	51.748	1:17.506	34.283	9	1	2:46.804	53.051	1:19.465	34.288
5	1	2:44.218	51.970	1:17.755	34.493	10	1	3:16.191	1:03.443	1:29.874	

503 Gergo Rác () (Suzuki Swift Cup 1.4 Turbo)

Theoretische Bestzeit: 2:33.086

Lap	D	Time	S1	S2	S3	Lap	D	Time	S1	S2	S3
1	1	3:35.405	1:36.268	1:21.899	37.238	5	1	2:33.572	48.325	1:13.020	32.227
2	1	<b>2:33.242</b>	<b>47.953</b>	1:13.103	<b>32.186</b>	6	1	2:47.409	52.553	1:16.616	38.240
3	1	2:36.322	48.444	<b>1:12.941</b>		7	1	2:56.966	48.726	1:24.291	
4	1	5:35.875	3:23.653	1:31.907	40.315						

504 Balázs György () (Suzuki Swift Cup 1.6)

Theoretische Bestzeit: 2:44.001

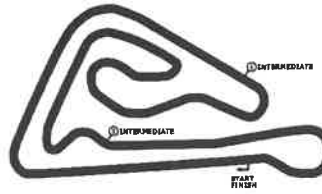
Lap	D	Time	S1	S2	S3	Lap	D	Time	S1	S2	S3
1	1	3:40.273	1:29.781	1:32.972	37.520	6	1	5:25.676	3:31.684	1:19.141	34.851
2	1	<b>2:44.507</b>	52.125	<b>1:18.061</b>	<b>34.320</b>	7	1	2:45.792	52.155	1:19.236	34.401
3	1	2:46.060	52.114	1:19.381	34.565	8	1	2:44.908	<b>51.619</b>	1:18.933	34.356
4	1	2:45.612	52.074	1:18.999	34.539	9	1	3:14.953	1:02.964	1:26.674	

OMV MAXXIMOTION FIA ETRC TRUCK RACE OF SLOVAKIA

Slovakia Ring, length 5922 m

10 & 11 June 2023

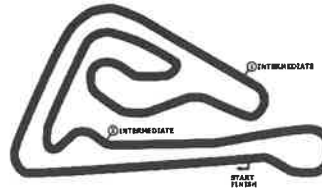
Swift Cup Europe



Lap Analysis qualifying, 09.06.2023

Lap	D	Time	S1	S2	S3	Lap	D	Time	S1	S2	S3
5	1	2:50.585	52.420	1:19.081							





Lap Analysis qualifying, 09.06.2023

**505 Balázs Hartmann () (Suzuki Swift Cup 1.4 Turbo) Theoretische Bestzeit: 2:32.218**

Lap	D	Time	S1	S2	S3	Lap	D	Time	S1	S2	S3
1	1	4:49.809	2:56.437	1:21.334	32.038	4	1	9:26.861	7:29.628	1:25.369	31.864
2	1	<b>2:32.218</b>	<b>48.066</b>	<b>1:12.491</b>	<b>31.661</b>	5	1	2:32.591	48.147	1:12.746	31.698
3	1	3:10.228	59.529	1:30.058		6	1	3:19.949	1:04.506	1:30.483	

**507 Móric Csermely () (Suzuki Swift Cup 1.4 Turbo) Theoretische Bestzeit: 2:32.097**

Lap	D	Time	S1	S2	S3	Lap	D	Time	S1	S2	S3
1	1	2:53.737	1:06.423	1:15.528	<b>31.786</b>	3	1	3:01.440	1:01.789	1:23.828	
2	1	<b>2:32.208</b>	<b>47.813</b>	<b>1:12.491</b>	31.897						

**508 Gábor Együd () (Suzuki Swift Cup 1.6) Theoretische Bestzeit: 2:47.371**

Lap	D	Time	S1	S2	S3	Lap	D	Time	S1	S2	S3
1	1	3:06.927	1:10.452	1:20.903	35.572	6	1	4:45.104	2:47.577	1:22.205	35.322
2	1	2:48.559	53.745	1:19.572	35.242	7	1	2:48.818	53.837	1:19.880	35.101
3	1	<b>2:47.526</b>	<b>53.017</b>	<b>1:19.394</b>	35.115	8	1	2:49.151	53.798	1:20.393	<b>34.960</b>
4	1	2:48.472	53.894	1:19.518	35.060	9	1	2:48.450	53.596	1:19.704	35.150
5	1	2:49.452	53.640	1:19.945		10	1	2:57.773	56.702	1:21.533	

**517 Toon Knapen () (Suzuki Swift Cup 1.4 Turbo) Theoretische Bestzeit: 2:33.512**

Lap	D	Time	S1	S2	S3	Lap	D	Time	S1	S2	S3
1	1	2:56.612	1:07.223	1:16.697	32.692	5	1	2:40.790	48.359	1:13.868	
2	1	<b>2:33.540</b>	48.256	<b>1:13.211</b>	<b>32.069</b>	6	1	5:25.128	3:37.166	1:14.933	33.029
3	1	2:48.724	48.601	1:25.319	34.804	7	1	2:34.729	48.594	1:13.818	32.317
4	1	2:34.047	<b>48.228</b>	1:13.738	32.081	8	1	2:41.284	48.682	1:16.069	

**521 Vince Keller () (Suzuki Swift Cup 1.6) Theoretische Bestzeit: 2:43.199**

Lap	D	Time	S1	S2	S3	Lap	D	Time	S1	S2	S3
1	1	4:04.273	1:57.911	1:30.984	35.378	6	1	2:43.452	51.870	1:17.553	34.029
2	1	2:43.669	52.011	<b>1:17.311</b>	34.343	7	1	2:43.699	<b>51.856</b>	1:17.655	34.188
3	1	2:43.670	51.932	1:17.375	34.363	8	1	2:51.703	56.979	1:20.020	34.704
4	1	2:45.237	51.938	1:18.822	34.477	9	1	<b>2:43.417</b>	51.889	1:17.500	<b>34.028</b>
5	1	2:44.057	52.133	1:17.625	34.299	10	1	3:11.621	1:00.509	1:26.273	

**523 Márton Csuzi () (Suzuki Swift Cup 1.4 Turbo) Theoretische Bestzeit: 2:35.115**

Lap	D	Time	S1	S2	S3	Lap	D	Time	S1	S2	S3
1	1	3:14.396	1:11.764	1:20.646		5	1	2:37.185	49.520	1:14.990	32.675
2	1	4:56.597	3:07.740	1:16.469	<b>32.388</b>	6	1	2:40.422	49.577	1:18.128	32.717
3	1	2:37.003	49.477	1:14.720	32.806	7	1	<b>2:35.824</b>	49.103	1:14.208	32.513
4	1	2:36.010	49.329	1:14.133	32.548	8	1	2:38.334	<b>48.693</b>	<b>1:14.034</b>	

**528 Oskar Marszalkowski () (Suzuki Swift Cup 1.6) Theoretische Bestzeit: 2:45.524**

Lap	D	Time	S1	S2	S3	Lap	D	Time	S1	S2	S3
1	1	3:41.088	1:30.648	1:32.803	37.637	6	1	5:15.226	3:20.534	1:19.880	34.812
2	1	<b>2:45.688</b>	52.325	<b>1:18.781</b>	<b>34.578</b>	7	1	2:46.967	52.446	1:19.780	34.741
3	1	2:46.342	52.204	1:19.466	34.672	8	1	2:49.789	54.626	1:20.337	34.826
4	1	2:48.333	<b>52.161</b>	1:21.207	34.965	9	1	3:13.906	58.643	1:29.379	
5	1	2:58.320	52.506	1:27.954							

**544 Gábor György () (Suzuki Swift Cup 1.6) Theoretische Bestzeit: 2:44.503**

Lap	D	Time	S1	S2	S3	Lap	D	Time	S1	S2	S3
1	1	3:43.828	1:32.268	1:32.832	38.728	6	1	2:47.076	52.131	1:19.888	35.057
2	1	2:46.472	53.085	<b>1:18.401</b>	34.985	7	1	2:45.042	52.008	1:18.525	34.509
3	1	2:45.883	52.742	1:18.535	34.606	8	1	<b>2:44.865</b>	51.895	1:18.487	34.483
4	1	2:45.510	52.247	1:18.894	<b>34.369</b>	9	1	2:51.580	<b>51.732</b>	1:24.457	35.391
5	1	2:45.515	52.088	1:18.832	34.615	10	1	3:17.343	1:01.895	1:29.015	

**550 János Csik () (Suzuki Swift Cup 1.4 Turbo) Theoretische Bestzeit: 2:32.586**

Lap	D	Time	S1	S2	S3	Lap	D	Time	S1	S2	S3
1	1	4:58.605	2:59.563	1:25.242	33.800	4	1	6:21.571	4:31.459	1:17.644	32.468

# OMV MAXXOTION FIA ETRC TRUCK RACE OF SLOVAKIA

Slovakia Ring, length 5922 m

10 & 11 June 2023

Swift Cup Europe



## Lap Analysis qualifying, 09.06.2023

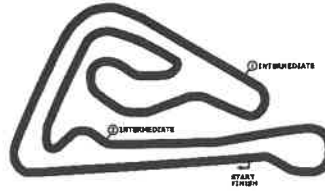
Lap	D	Time	S1	S2	S3	Lap	D	Time	S1	S2	S3
2	1	2:32.586	48.092	1:12.511	31.976	5	1	2:33.439	48.336	1:13.047	32.056
3	1	3:04.049	54.000	1:29.112		6	1	3:12.827	55.499	1:31.291	

OMV MAXXVISION FIA ETRC TRUCK RACE OF SLOVAKIA

Slovakia Ring, length 5922 m

10 & 11 June 2023

Swift Cup Europe



Lap Analysis qualifying, 09.06.2023

**566 Fabian Dybionka () (Suzuki Swift Cup 1.4 Turbo)**

Theoretische Bestzeit: 2:33.450

Lap	D	Time	S1	S2	S3	Lap	D	Time	S1	S2	S3
1	1	3:57.100	1:44.009	1:38.199	34.892	6	1	2:39.314	50.361	1:16.071	32.882
2	1	<b>2:33.450</b>	<b>48.202</b>	<b>1:13.131</b>	<b>32.118</b>	7	1	2:40.261	48.699	1:19.062	32.500
3	1	2:34.672	48.309	1:13.938	32.425	8	1	2:34.919	48.429	1:14.077	32.413
4	1	2:39.312	48.931	1:14.421		9	1	2:50.238	54.413	1:20.340	
5	1	4:30.740	2:35.310	1:22.564	32.866						

**571 Maciej Szubczynski () (Suzuki Swift Cup 1.6)**

Theoretische Bestzeit: 2:44.763

Lap	D	Time	S1	S2	S3	Lap	D	Time	S1	S2	S3
1	1	4:06.155	1:55.148	1:32.687	38.320	6	1	2:45.722	52.780	1:18.035	34.907
2	1	2:49.338	54.020	1:19.786	35.532	7	1	2:45.760	52.596	1:18.103	35.061
3	1	2:47.068	53.010	1:18.614	35.444	8	1	2:44.890	52.233	1:17.894	<b>34.763</b>
4	1	2:46.973	53.135	1:18.853	34.985	9	1	<b>2:44.889</b>	<b>52.151</b>	<b>1:17.845</b>	34.889
5	1	2:47.239	53.618	1:18.481	35.140	10	1	3:12.443	58.001	1:27.654	

**586 Aleks Sówka () (Suzuki Swift Cup 1.4 Turbo)**

Theoretische Bestzeit: 2:31.594

Lap	D	Time	S1	S2	S3	Lap	D	Time	S1	S2	S3
1	1	3:56.532	1:50.076	1:32.094	34.362	3	1	3:11.125	48.093	1:40.044	
2	1	<b>2:31.594</b>	<b>47.861</b>	<b>1:12.181</b>	<b>31.551</b>						



### Best Sector Times qualifying

Pos.	sector 1		sector 2		sector 3		theoretical and best lap time							
	No	Driver	Time	No	Driver	Time	No	Driver	theoretical	Best	Pos			
1	507	Csermely M.	47.813	586	Sówka A.	1:12.182	586	Sówka A.	31.551	586	Sówka A.	2:31.594	2:31.594	1
2	142	Niedertscheider L.	47.859	146	Ohrfandl F.	1:12.268	505	Hartmann B.	31.661	146	Ohrfandl F.	2:32.038	2:32.136	2
3	586	Sówka A.	47.861	505	Hartmann B.	1:12.491	164	Zellhofer M.	31.667	507	Csermely M.	2:32.097	2:32.208	3
4	503	Rácz G.	47.953	507	Csermely M.	1:12.498	146	Ohrfandl F.	31.730	505	Hartmann B.	2:32.218	2:32.218	4
5	146	Ohrfandl F.	48.040	550	Csik J.	1:12.518	507	Csermely M.	31.786	550	Csik J.	2:32.586	2:32.586	5
6	505	Hartmann B.	48.066	164	Zellhofer M.	1:12.899	142	Niedertscheider L.	31.809	164	Zellhofer M.	2:32.781	2:33.099	6
7	550	Csik J.	48.092	503	Rácz G.	1:12.947	550	Csik J.	31.976	503	Rácz G.	2:33.086	2:33.242	8
8	106	Puchinger L.	48.125	110	Zellhofer C.	1:13.027	110	Zellhofer C.	32.034	110	Zellhofer C.	2:33.198	2:33.239	7
9	110	Zellhofer C.	48.137	106	Puchinger L.	1:13.112	517	Knapen T.	32.069	106	Puchinger L.	2:33.350	2:33.642	11
10	566	Dybionka F.	48.202	566	Dybionka F.	1:13.130	106	Puchinger L.	32.113	566	Dybionka F.	2:33.450	2:33.450	9
11	164	Zellhofer M.	48.215	517	Knapen T.	1:13.215	566	Dybionka F.	32.118	517	Knapen T.	2:33.512	2:33.540	10
12	517	Knapen T.	48.228	523	Csuzi M.	1:14.034	503	Rácz G.	32.186	523	Csuzi M.	2:35.115	2:35.824	12
13	523	Csuzi M.	48.693	104	Dolischka J.	1:15.065	523	Csuzi M.	32.388	142	Niedertscheider L.	2:35.184	2:40.172	14
14	104	Dolischka J.	48.963	142	Niedertscheider L.	1:15.516	104	Dolischka J.	32.638	104	Dolischka J.	2:36.666	2:36.666	13
15	500	Burkus E.	51.606	521	Keller V.	1:17.315	521	Keller V.	34.028	500	Burkus E.	2:43.148	2:43.417	15
16	504	György B.	51.619	500	Burkus E.	1:17.378	500	Burkus E.	34.164	521	Keller V.	2:43.199	2:43.417	16
17	544	György G.	51.732	571	Szubczynski M.	1:17.849	504	György B.	34.320	504	György B.	2:44.001	2:44.507	17
18	521	Keller V.	51.856	504	György B.	1:18.062	544	György G.	34.369	544	György G.	2:44.503	2:44.865	18
19	571	Szubczynski M.	52.151	544	György G.	1:18.402	528	Marszalkowski O.	34.578	571	Szubczynski M.	2:44.763	2:44.889	19
20	528	Marszalkowski O.	52.161	528	Marszalkowski O.	1:18.785	571	Szubczynski M.	34.763	528	Marszalkowski O.	2:45.524	2:45.688	20
21	508	Együd G.	53.017	508	Együd G.	1:19.394	508	Együd G.	34.960	508	Együd G.	2:47.371	2:47.526	21